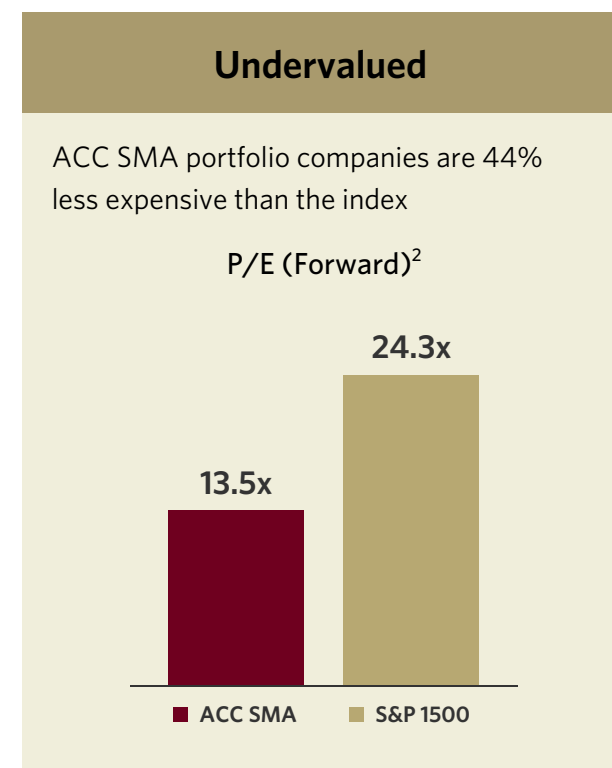
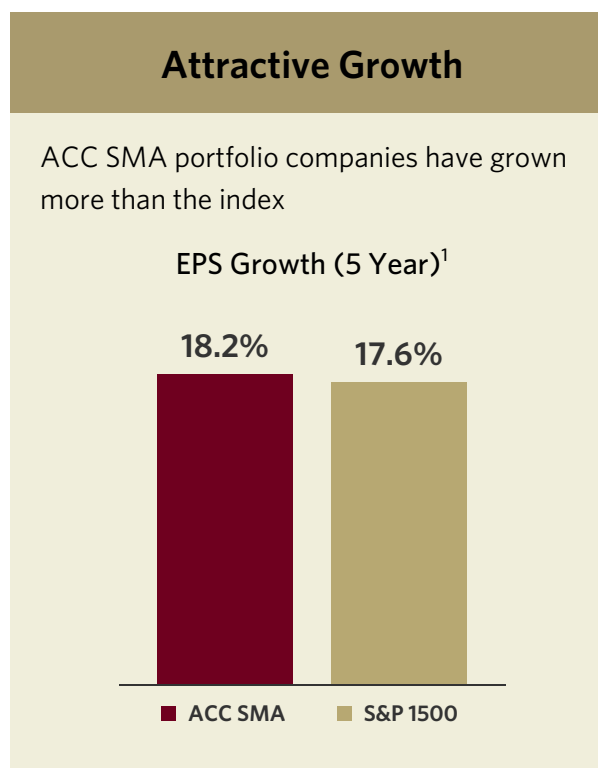
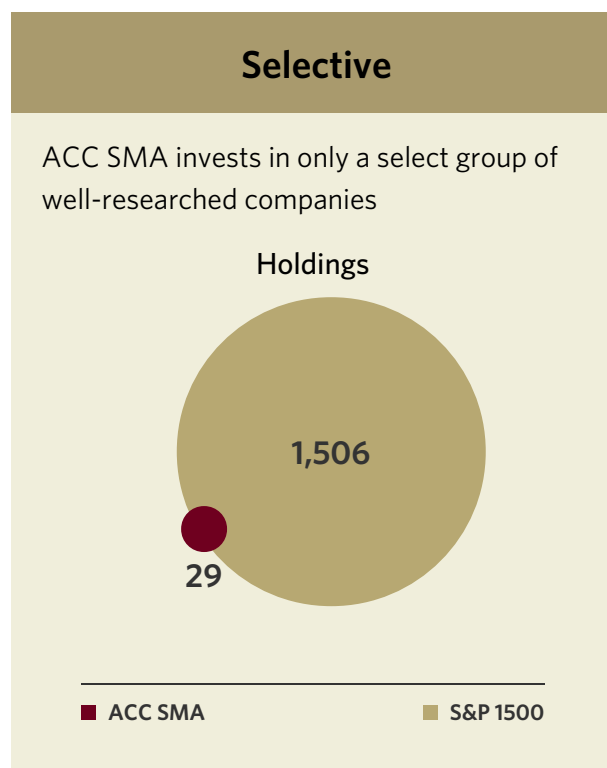


Davis All-Cap SMA

Selective. Attractive Growth. Undervalued.

What gives us confidence that Davis All-Cap Value SMA (ACC SMA) Portfolio may build wealth for our shareholders in the years and decades to come? The compelling attributes of our businesses.

By being highly selective and rejecting the vast majority of companies in the index, the companies of Davis All-Cap SMA Portfolio have grown more than the index, yet are 44% less expensive. In fact, this gap between price and value is among the widest we have ever seen. We believe this sets the stage for attractive returns in the years ahead.



As of 12/31/24. The Attractive Growth and Undervalued reference in this piece relates to underlying characteristics of the portfolio holdings. There is no guarantee that the Portfolio's performance will be positive as equity markets are volatile and an investor may lose money. **Past performance is not a guarantee of future returns.** Performance may vary.

Davis All-Cap SMA Portfolio

Selective. Attractive Growth. Undervalued.



1. Five-year EPS Growth Rate (5-year EPS) is the average annualized earnings per share growth for a company over the past 5 years. The values shown are the weighted average of the 5-year EPS of the stocks in the Portfolio or Index. The 5-year EPS of the S&P 1500 is 17.6%.

Approximately 3.80% of the assets of the Portfolio are not accounted for in the calculation of 5-year EPS as relevant information on certain companies is not available to the Portfolio's data provider. **2.** Forward Price/Earnings (Forward P/E) Ratio is a stock's price at the date indicated divided by the company's forecasted earnings for the following 12 months based on estimates provided by the Advisor's data provider. These values for both the Portfolio and the Index are the weighted average of the stocks in the Portfolio or Index. The Forward P/E of the S&P 1500 is 24.3x.

This material may be shared with existing and potential clients to provide information concerning market conditions and the investment strategies and techniques used by Davis Advisors to manage its client accounts. Please refer to Davis Advisors Form ADV Part 2 for more information regarding investment strategies, risks, fees, and expenses. Clients should also review other relevant material, including a schedule of investments listing securities held in their account.

The investment objective of a Davis Multi-Cap Equity account is long-term growth of capital. There can be no assurance that Davis will achieve its objective. Davis Advisors uses the Davis Investment Discipline to invest a client's portfolio principally in common stocks (including indirect holdings of common stock

through depositary receipts). The Multi-Cap Equity strategy may invest in large, medium, or small companies without regard to market capitalization and may invest in issuers in foreign countries, including countries with developed or emerging markets. The principal risks are: common stock risk, depositary receipts risk, emerging markets risk, fees and expenses risk, foreign country risk, foreign currency risk, headline risk, large-capitalization companies risk, manager risk, mid- and small-capitalization companies risk, and stock market risk. See the ADV Part 2 for a description of these principal risks.

We gather our index data from a combination of reputable sources, including, but not limited to, Wilshire, Lipper, and index websites.

The **S&P 1500 Index** is comprised of the S&P 500, MidCap 400, and SmallCap 600, which together represent approximately 90% of the U.S. equity market. Investments cannot be made directly in an index.

Data provided herein and references to portfolio herein is representative of a model account. Data provided is as of the date indicated and is subject to change. This material should not be considered a recommendation to buy, sell or hold any of the securities mentioned.