



“What gives us confidence that Davis Global ADR SMA (GBL SMA) may build wealth for our shareholders in the years and decades to come? The compelling attributes of our businesses.

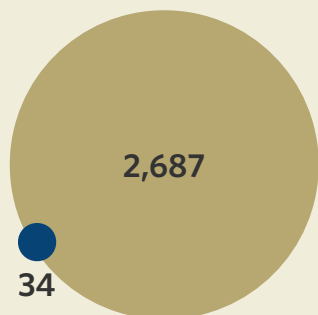
By being highly selective and rejecting the vast majority of companies in the index, the companies of Davis Global ADR SMA Portfolio have grown more than the index, yet are 58% less expensive. In fact, this gap between price and value is among the widest we have ever seen. We believe this sets the stage for attractive returns in the years ahead.”

Danton Goei, Portfolio Manager

Selective

GBL SMA invests in only a select group of well-researched companies

Holdings



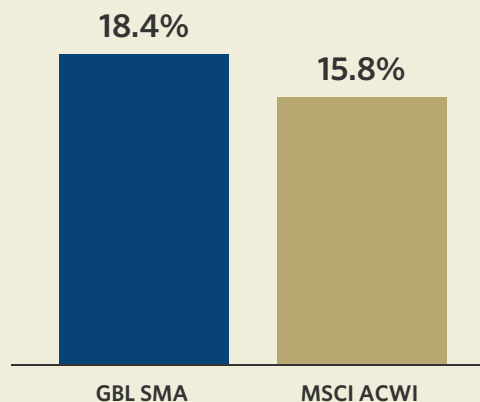
■ GBL SMA

■ MSCI ACWI

Attractive Growth

GBL SMA portfolio companies have grown more than the index

EPS Growth (5 Year)¹



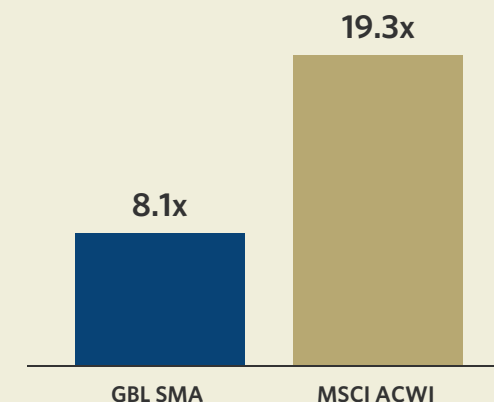
■ GBL SMA

■ MSCI ACWI

Undervalued

GBL SMA portfolio companies are 58% less expensive than the index

P/E (Forward)²



■ GBL SMA

■ MSCI ACWI

1. Five-year EPS Growth Rate (5-year EPS) is the average annualized earnings per share growth for a company over the past 5 years. The values shown are the weighted average of the 5-year EPS of the stocks in the Portfolio or Index. The 5-year EPS of the MSCI ACWI is 15.8%. Approximately 13.10% of the assets of the Portfolio are not accounted for in the calculation of 5-year EPS as relevant information on certain companies is not available to the Portfolio's data provider. **2.** Forward Price/Earnings (Forward P/E) Ratio is a stock's price at the date indicated divided by the company's forecasted earnings for the following 12 months based on estimates provided by the Advisor's data provider. These values for both the Portfolio and the Index are the weighted average of the stocks in the Portfolio or Index. The Forward P/E of the MSCI ACWI is 19.3x.

This material may be shared with existing and potential clients to provide information concerning market conditions and the investment strategies and techniques used by Davis Advisors to manage its client accounts. Please refer to Davis Advisors Form ADV Part 2 for more information regarding investment strategies, risks, fees, and expenses. Clients should also review other relevant material, including a schedule of investments listing securities held in their account.

The investment objective of a Davis Global Equity account is long-term growth of capital. There can be no assurance that Davis will achieve its objective. Davis Advisors uses the Davis Investment Discipline to invest a client's portfolio principally in common stocks (including indirect holdings of common stock through depositary receipts) issued by both

United States and foreign companies, including countries with developed or emerging markets. The global companies strategy may invest in large, medium, or small companies without regard to market capitalization. The principal risks are: China risk, common stock risk, depositary receipts risk, emerging markets risk, exposure to industry or sector risk, fees and expenses risk, foreign country risk, foreign currency risk, headline risk, large-capitalization companies risk, manager risk, mid- and small-capitalization companies risk, and stock market risk. See the ADV Part 2 for a description of these principal risks.

We gather our index data from a combination of reputable sources, including, but not limited to, Wilshire, Lipper, and index websites.

The **MSCI ACWI (All Country World Index)** is a

free float-adjusted market capitalization weighted index that is designed to measure the equity market performance of developed and emerging markets throughout the world. The index includes reinvestment of dividends, net foreign withholding taxes. Investments cannot be made directly in an index.

Data provided herein and references to portfolio herein is representative of a model account. Data provided is as of the date indicated and is subject to change. This material should not be considered a recommendation to buy, sell or hold any of the securities mentioned.